

xStart

Leshimi i motorrit YLL-TREKENDESH



Projektim

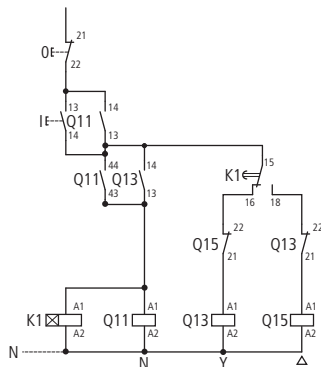
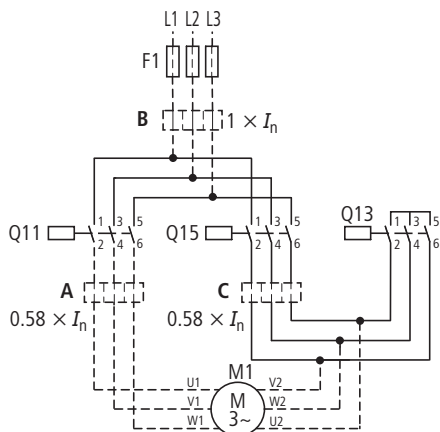
Leshimi Yll - Trekendesh

xStart

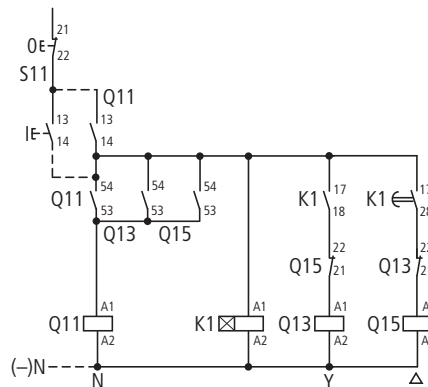
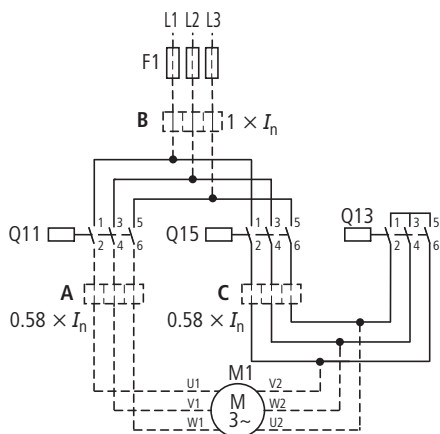
Leshim motorri i kombinuar

Skeme elektrike te kombinimit yll-trekendesh

Kombinim me kontaktore DILEM



Kombinim me kontaktore DILM



Rregullimi i releve termike

A: $I_N \times 0.58$

Mbrojtje e motorrit ne pozicionin Y dhe Δ

B: $I_N \times 1$

Ne pozicionin Y mbrojtje e motorrit e pjesshme

C: $I_N \times 0.58$

Asnje mbrojtje e motorrit ne pozicionin Y

Rregullimi i reles kohes rreth 10 s

Leshimi

≤ 15 s

15 – 40 s

> 40 s



Leshimi Yll-Trekendesh 400/415 V

Tipi i kordinimit "1"

xStart

Moeller NK1210+2100+2300-1153I

Leshim motorri i kombinuar

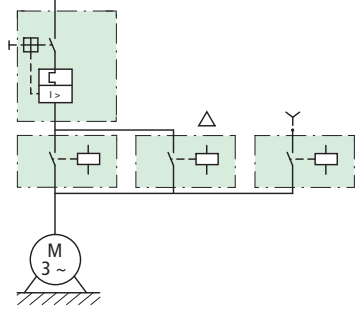
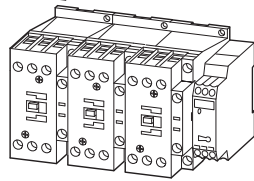
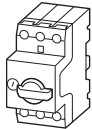
Te dhenat e motorrit

Fuqia nominale	Rryma nominale ne 400 V	Rryma nominale ne lidhje te shkurter 380 – 415 V Tipi i kordinimit "1"
AC-3		
380 V		
400 V		
415 V		
P	I_e	I_q
kW	A	kA

Fusha e tarimit

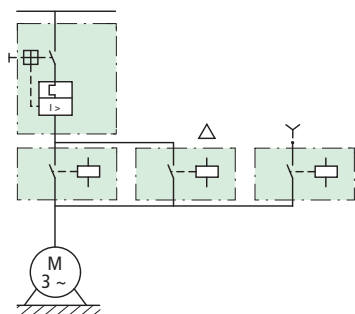
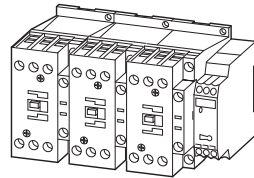
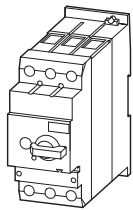
Ckycesi Termik	Ckycesi Magnetik
I_r	I_{rm}
A	A

Pajisje PKZMO dhe DILM



5.5	11.3	50	8 – 12	168
7.5	15.2	50	10 – 16	224
11	21.7	50	20 – 25	350
12.5	25	50	20 – 25	350
15	29.3	50	25 – 32	448

Pajisje PKZM4 dhe DILM



18.5	36	50	32 – 40	560
22	41	50	40 – 50	700
30	55	50	50 – 58	812

Leshimi Yll-Trekendesh 400/415 V

Tipi i kordinimit "1"



Moeller NK1210+2100+2300-1153I

Ckyces Salvamotorr	Kontaktor Fuqie linje	Kontaktor fuqie trekendesh	Kontaktor fuqie yll	Rele kohe	Shenim
PKZM0-12	DILM7-...(…)	DILM7-...(…)	DILM7-...(…)	ETR4-51	<p>Leshimi yll-trekendesh ndertohe nga nje ckyces salvamotorr, nga nje kontaktor linje qe furnizon me energji motorrin, nga nje kontaktor I dyte qe sherben per fazen e pare te leshimit (leshimi ne yll), nga nje kontaktor I trete per leshimin e rradhes (leshimi ne trekendesh) dhe nga nje rele kohe qe komuton kontaktoret YLL-TREKENDESH (Nga yll ne trekendesh).</p> <p>Standart: IEC/EN 60947-4-1 e VDE 0660</p>
PKZM0-16	DILM9-...(…)	DILM9-...(…)	DILM7-...(…)	ETR4-51	
PKZM0-25	DILM12-...(…)	DILM12-...(…)	DILM7-...(…)	ETR4-51	
PKZM0-25	DILM17-...(…)	DILM17-...(…)	DILM17-...(…)	ETR4-51	
PKZM0-32	DILM17-...(…)	DILM17-...(…)	DILM17-...(…)	ETR4-51	
PKZM4-40	DILM25-...(…)	DILM25-...(…)	DILM17-...(…)	ETR4-51	<p>Leshimi yll-trekendesh ndertohe nga nje ckyces salvamotorr, nga nje kontaktor linje qe furnizon me energji motorrin, nga nje kontaktor I dyte qe sherben per fazen e pare te leshimit (leshimi ne yll), nga nje kontaktor I trete per leshimin e rradhes (leshimi ne trekendesh) dhe nga nje rele kohe qe komuton kontaktoret YLL-TREKENDESH (Nga yll ne trekendesh).</p> <p>Standart: IEC/EN 60947-4-1 e VDE 0660</p>
PKZM4-50	DILM25-...(…)	DILM25-...(…)	DILM17-...(…)	ETR4-51	
PKZM4-58	DILM32-...(…)	DILM32-...(…)	DILM25-...(…)	ETR4-51	



Leshimi Yll - Trekendesh



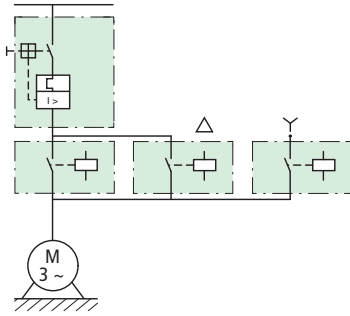
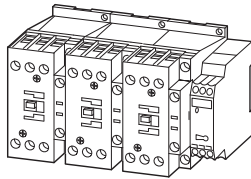
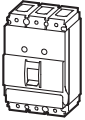
Moeller NK1210+2100+2300-1153I

Leshim motorri i kombinuar

Te dhenat e motorrit

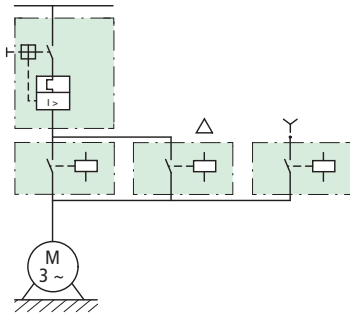
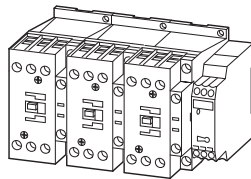
Fuqia nominale	Rryma nominale ne 400 V	Rryma nominale ne lidhje te shkurter 380 – 415 V Tipi i kordinimit "1"	Fusha e tarimit Ckycesi Termik	Ckycesi Magnetik
AC-3 380 V 400 V 415 V				
P kW	I_e A	I_q kA	I_r A	I_m A

Pajisje NZM1 dhe DILM




37	68	50	63 – 80	640 – 1120
45	81	50	80 – 100	800 – 1250
55	99	50	80 – 100	800 – 1250

Pajisje NZM2 dhe DILM



65	116	50	100 – 125	1000 – 1750
75	134	50	125 – 160	1280 – 2240
90	161	50	160 – 200	1600 – 2500
110	196	50	160 – 200	1600 – 2500



Leshimi Yll-Trekendesh 400/415 V

Tipi i kordinimit "1"



Moeller NK1210+2100+2300-11531

Ckyces Salvamotorr	Kontaktor Fuqie linje	Kontaktor fuqie trekendesh	Kontaktor fuqie yll	Rele kohe	Shenim
NZMN1-M80	DILM40-(...)	DILM40-(...)	DILM40-...(...)	ETR4-51	<p>Leshimi yll-trekendesh ndertohe nga nje ckyces salvamotorr, nga nje kontaktor linje qe furnizon me energji motorrin, nga nje kontaktor I dyte qe sherben per fazen e pare te leshimit (leshimi ne yll), nga nje kontaktor I trete per leshimin e rradhes (leshimi ne trekendesh) dhe nga nje rele kohe qe komuton kontaktoret YLL-TREKENDESH (Nga yll ne trekendesh).</p> <p>Standart: IEC/EN 60947-4-1 e VDE 0660</p>
NZMN1-M100	DILM50-(...)	DILM50-(...)	DILM40-...(...)	ETR4-51	
NZMN1-M100	DILM65-(...)	DILM65-(...)	DILM40-...(...)	ETR4-51	
NZMN2-M125	DILM80-(...)	DILM80-(...)	DILM50-(...)	ETR4-51	<p>Leshimi yll-trekendesh ndertohe nga nje ckyces salvamotorr, nga nje kontaktor linje qe furnizon me energji motorrin, nga nje kontaktor I dyte qe sherben per fazen e pare te leshimit (leshimi ne yll), nga nje kontaktor I trete per leshimin e rradhes (leshimi ne trekendesh) dhe nga nje rele kohe qe komuton kontaktoret YLL-TREKENDESH (Nga yll ne trekendesh).</p> <p>Standart: IEC/EN 60947-4-1 e VDE 0660</p>
NZMN2-M160	DILM80-(...)	DILM80-(...)	DILM50-(...)	ETR4-51	
NZMN2-M200	DILM95-(...)	DILM95-(...)	DILM65-(...)	ETR4-51	
NZMN2-M200	DILM115-(...)	DILM115-(...)	DILM80-(...)	ETR4-51	



Leshimi Yll - Trekendesh

Tipi i kordinimit "1"

xStart

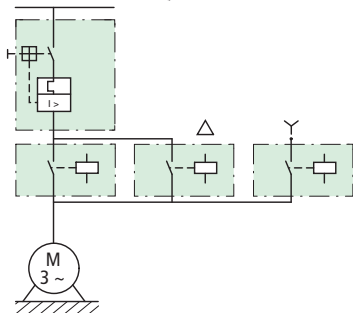
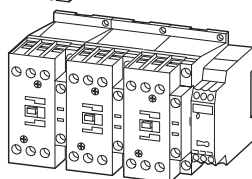
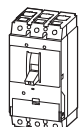
Moeller NK1210+2100+2300-11531

Leshim motorri i kombinuar

Te dhenat e motorrit

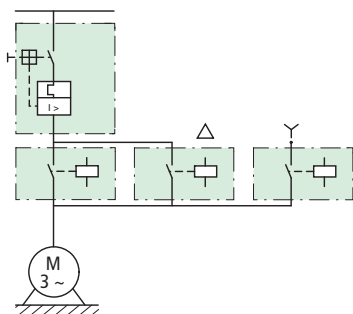
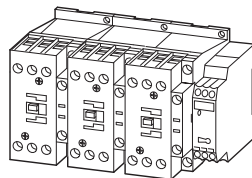
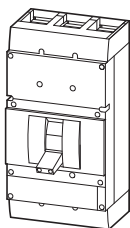
Fuqia nominale	Rryma nominale ne 400 V	Rryma nominale ne lidhje te shkurter 380 – 415 V Tipi i kordinimit "1"	Fusha e tarimit	
			Ckyceshi Termik	Ckyceshi Magnetik
AC-3				
380 V				
400 V				
415 V				
P	I_e	I_q	I_t	I_m
kW	A	kA	A	A

Pajisje NZM3 dhe DILM



132	231	50	175 – 350	350 – 4900
160	279	50	175 – 350	350 – 4900
200	349	50	175 – 350	350 – 4900
250	437	50	225 – 450	450 – 6300

Pajisje NZM4 dhe DILM



315	544	50	275 – 550	550 – 7700
355	613	50	438 – 875	875 – 12250

Leshimi Yll-Trekendesh 400/415 V

Tipi i kordinimit "1"

Moeller NK1210+2100+2300-1153I

xStart

Ckyces Salvamotorr	Kontaktor Fuqie linje	Kontaktor fuqie trekendesh	Kontaktor fuqie yll	Rele kohe	Shenim
NZMN3-ME350	DILM185/22-(...)	DILM185/22-(...)	DILM115/22-(...)	ETR4-51	<p>Leshimi yll-trekendesh ndertohet nga nje ckyces salvamotorr, nga nje kontaktor linje qe furnizon me energji motorrin, nga nje kontaktor I dyte qe sherben per fazen e pare te leshimit (leshimi ne yll), nga nje kontaktor I trete per leshimin e rradhes (leshimi ne trekendesh) dhe nga nje rele kohe qe komuton kontaktoret YLL-TREKENDESH (Nga yll ne trekendesh).</p> <p>Standart: IEC/EN 60947-4-1 e VDE 0660</p>
NZMN3-ME350	DILM185/22-(...)	DILM185/22-(...)	DILM115/22-(...)	ETR4-51	
NZMN3-ME350	DILM225/22-(...)	DILM225/22-(...)	DILM150/22-(...)	ETR4-51	
NZMN3-ME450	DILM300/22-(...)	DILM300/22-(...)	DILM185/22-(...)	ETR4-51	
NZMN4-ME550	DILM580/22-(...)	DILM580/22-(...)	DILM400/22-(...)	ETR4-51	<p>Leshimi yll-trekendesh ndertohet nga nje ckyces salvamotorr, nga nje kontaktor linje qe furnizon me energji motorrin, nga nje kontaktor I dyte qe sherben per fazen e pare te leshimit (leshimi ne yll), nga nje kontaktor I trete per leshimin e rradhes (leshimi ne trekendesh) dhe nga nje rele kohe qe komuton kontaktoret YLL-TREKENDESH (Nga yll ne trekendesh).</p> <p>Standart: IEC/EN 60947-4-1 e VDE 0660</p>
NZMN4-ME875	DILM580/22-(...)	DILM580/22-(...)	DILM400/22-(...)	ETR4-51	

Partenze motore combinate



Leshimi Yll-Trekendesh 400/415 V

Tipi i kordinimit "2"

xStart

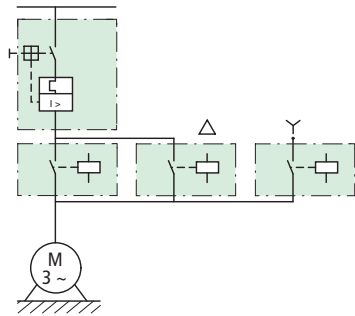
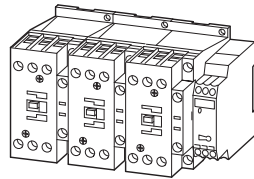
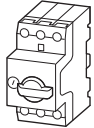
Moeller NK1210+2100+2300-1153I

Leshim motorri i kombinuar

Te dhemat e motorrit

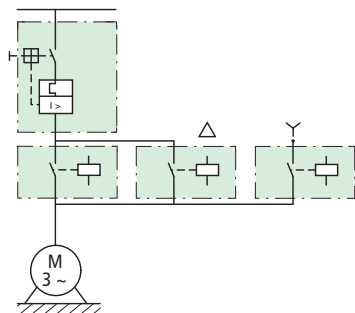
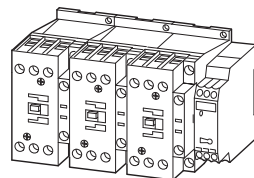
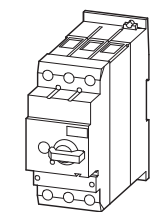
Fuqia nominale	Rryma nominale ne 400 V	Rryma nominale ne lidhje te shkurter 380 – 415 V Tipi i kordinimit "1"	Fusha e tarimit Ckycesi Termik	Ckycesi Magnetik
AC-3				
380 V				
400 V				
415 V				
P	I_e	I_q	I_r	I_{rm}
kW	A	kA	A	A

Pajisje PKZM0 dhe DILM



5.5	11.3	50	8 – 12	168
7.5	15.2	50	10 – 16	224
11	21.7	50	20 – 25	350
12.5	25	50	20 – 25	350
15	29.3	50	25 – 32	448

Pajisje PKZM4 dhe DILM



18.5	36	50	32 – 40	560
22	41	50	40 – 50	700
30	55	50	50 – 58	812

Leshimi Yll-Trekendesh 400/415 V

Tipi i kordinimit "2"

xStart

Moeller NK1210+2100+2300-1153I

Ckyces Salvamotorr	Kontaktor Fuqie linje	Kontaktor fuqie trekendesh	Kontaktor fuqie yll	Rele kohe	Shenim
PKZM0-12	DILM17-...(...)	DILM17-...(...)	DILM17-...(...)	ETR4-51	<p>Leshimi yll-trekendesh ndertohehet nga nje ckyces salvamotorr, nga nje kontaktor linje qe furnizon me energji motorrin, nga nje kontaktor I dyte qe sherben per fazen e pare te leshimit (leshimi ne yll), nga nje kontaktor I trete per leshimin e rradhes (leshimi ne trekendesh) dhe nga nje rele kohe qe komuton kontaktoret YLL-TREKENDESH (Nga yll ne trekendesh).</p> <p>Standart: IEC/EN 60947-4-1 e VDE 0660</p>
PKZM0-16	DILM17-...(...)	DILM17-...(...)	DILM17-...(...)	ETR4-51	
PKZM0-25	DILM17-...(...)	DILM17-...(...)	DILM17-...(...)	ETR4-51	
PKZM0-25	DILM17-...(...)	DILM17-...(...)	DILM17-...(...)	ETR4-51	
PKZM0-32	DILM17-...(...)	DILM17-...(...)	DILM17-...(...)	ETR4-51	
PKZM4-40	DILM40(...)	DILM40(...)	DILM40(...)	ETR4-51	<p>Leshimi yll-trekendesh ndertohehet nga nje ckyces salvamotorr, nga nje kontaktor linje qe furnizon me energji motorrin, nga nje kontaktor I dyte qe sherben per fazen e pare te leshimit (leshimi ne yll), nga nje kontaktor I trete per leshimin e rradhes (leshimi ne trekendesh) dhe nga nje rele kohe qe komuton kontaktoret YLL-TREKENDESH (Nga yll ne trekendesh).</p> <p>Standart: IEC/EN 60947-4-1 e VDE 0660</p>
PKZM4-50	DILM40(...)	DILM40(...)	DILM40(...)	ETR4-51	
PKZM4-58	DILM40(...)	DILM40(...)	DILM40(...)	ETR4-51	



Leshimi Yll - Trekendesh

Tipi i kordinimit "2"




Moeller NK1210+2100+2300-11531

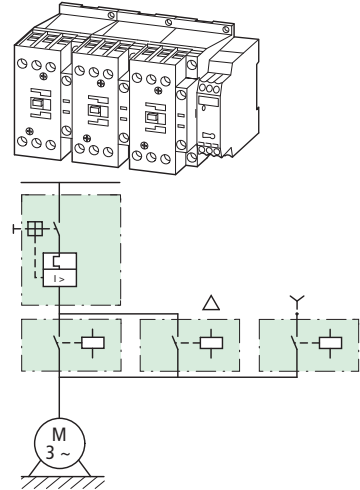
Leshim motorri i kombinuar

Te dhenat e motorrit

Fuqia nominale	Rryma nominale ne 400 V	Rryma nominale ne lidhje te shkurter 380 – 415 V Tipi i kordinimit "1"	Fusha e tarimit Ckycesi Termik	Ckycesi Magnetik
AC-3 380 V 400 V 415 V				
P kW	I_e A	I_q kA	I_r A	I_m A


Pajisje NZM1 dhe DILM

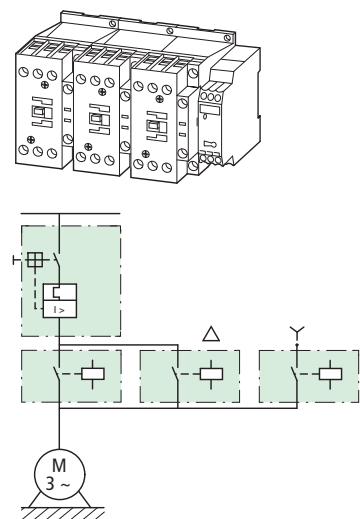
	37	68	50	63 – 80	640 – 1120
	45	81	50	80 – 100	800 – 1250
	55	99	50	80 – 100	800 – 1250



The diagram shows a 3-phase motor (M 3~) connected to a circuit breaker (NZM1) and a contactor (DILM) through a star-delta starter. The motor is connected to a 3-phase supply.

Pajisje NZM2 dhe DILM

	65	116	50	100 – 125	1000 – 1750
	75	134	50	125 – 160	1280 – 2240
	90	161	50	160 – 200	1600 – 2500
	110	196	50	160 – 200	1600 – 2500



The diagram shows a 3-phase motor (M 3~) connected to a circuit breaker (NZM2) and a contactor (DILM) through a star-delta starter. The motor is connected to a 3-phase supply.

Leshimi Yll-Trekendesh 400/415 V

Tipi i kordinimit "2"



Moeller NK1210+2100+2300-1153I

Ckyces Salvamotorr	Kontaktor Fuqie linje	Kontaktor fuqie trekendesh	Kontaktor fuqie yll	Rele kohe	Shenim
NZMN1-M80	DILM80-(...)	DILM80-(...)	DILM50-...(...)	ETR4-51	<p>Leshimi yll-trekendesh ndertohet nga nje ckyces salvamotorr, nga nje kontaktor linje qe furnizon me energji motorrin, nga nje kontaktor I dyte qe sherben per fazen e pare te leshimit (leshimi ne yll), nga nje kontaktor I trete per leshimin e rradhes (leshimi ne trekendesh) dhe nga nje rele kohe qe komuton kontaktoret YLL-TREKENDESH (Nga yll ne trekendesh).</p> <p>Standart: IEC/EN 60947-4-1 e VDE 0660</p>
NZMN1-M100	DILM80-(...)	DILM80-(...)	DILM50-...(...)	ETR4-51	
NZMN1-M100	DILM80-(...)	DILM80-(...)	DILM50-...(...)	ETR4-51	
NZMN2-M125	DILM95-(...)	DILM95-(...)	DILM65-(...)	ETR4-51	<p>Leshimi yll-trekendesh ndertohet nga nje ckyces salvamotorr, nga nje kontaktor linje qe furnizon me energji motorrin, nga nje kontaktor I dyte qe sherben per fazen e pare te leshimit (leshimi ne yll), nga nje kontaktor I trete per leshimin e rradhes (leshimi ne trekendesh) dhe nga nje rele kohe qe komuton kontaktoret YLL-TREKENDESH (Nga yll ne trekendesh).</p> <p>Standart: IEC/EN 60947-4-1 e VDE 0660</p>
NZMN2-M160	DILM115-(...)	DILM115-(...)	DILM80-(...)	ETR4-51	
NZMN2-M200	DILM185/22-(...)	DILM185/22-(...)	DILM115-(...)	ETR4-51	
NZMN2-M200	DILM185/22-(...)	DILM185/22-(...)	DILM115-(...)	ETR4-51	



Leshimi Yll - Trekendesh

Tipi i kordinimit “2”



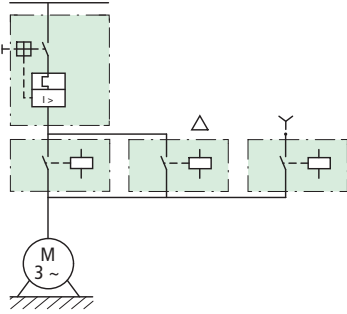
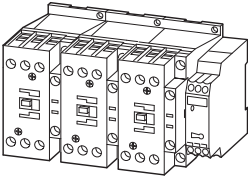
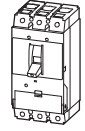
Moeller NK1210+2100+2300-1153I

Leshim motorri i kombinuar

Te dhenat e motorrit

Fuqia nominale	Rryma nominale ne 400 V	Rryma nominale ne lidhje te shkurter 380 – 415 V Tipi i kordinimit “1”	Fusha e tarimit Ckycesi Termik	Ckycesi Magnetik
AC-3 380 V 400 V 415 V				
P kW	I_e A	I_q kA	I_r A	I_m A

Pajisje NZM3 dhe DILM



132	231	50	175 – 350	350 – 4900
160	279	50	175 – 350	350 – 4900
200	349	50	175 – 350	350 – 4900
250	437	50	225 – 450	450 – 6300

Leshimi Yll-Trekendesh 400/415 V

Tipi i kordinimit "2"



Moeller NK1210+2100+2300-1153I

Partenze motore combinate

Ckyces Salvamotorr	Kontaktor Fuqie linje	Kontaktor fuqie trekendesh	Kontaktor fuqie yll	Rele kohe	Shenim
NZMN3-ME350	DILM185/22-(...)	DILM185/22-(...)	DILM115/22-(...)	ETR4-51	<p>Leshimi yll-trekendesh ndertohehet nga nje ckyces salvamotorr, nga nje kontaktor linje qe furnizon me energji motorrin, nga nje kontaktor I dyte qe sherben per fazen e pare te leshimit (leshimi ne yll), nga nje kontaktor I trete per leshimin e rradhes (leshimi ne trekendesh) dhe nga nje rele kohe qe komuton kontaktoret YLL-TREKENDESH (Nga yll ne trekendesh).</p> <p>Standart: IEC/EN 60947-4-1 e VDE 0660</p>
NZMN3-ME350	DILM185/22-(...)	DILM185/22-(...)	DILM115/22-(...)	ETR4-51	
NZMN3-ME350	DILM225/22-(...)	DILM225/22-(...)	DILM150/22-(...)	ETR4-51	
NZMN3-ME450	DILM300/22-(...)	DILM300/22-(...)	DILM185/22-(...)	ETR4-51	

